

School Year: 2020-21

# School Plan for Student Achievement (SPSA) Template

Instructions and requirements for completing the SPSA template may be found in the SPSA Template Instructions.

School Name	County-District-School (CDS) Code	Schoolsite Council (SSC) Approval Date	Local Board Approval Date
Alternative Education Center	3673890 (3630282, 3631199, 0118109, 3630639)	12/01/2020	

## Purpose and Description

Briefly describe the purpose of this plan (Select from Schoolwide Program, Comprehensive Support and Improvement, Targeted Support and Improvement, or Additional Targeted Support and Improvement)

- Schoolwide Program
- Comprehensive Support and Improvement
- Targeted Support and Improvement
- Additional Targeted Support and Improvement

Briefly describe the school's plan for effectively meeting the ESSA requirements in alignment with the Local Control and Accountability Plan and other federal, state, and local programs.

The School Plan for Student Achievement is a plan of actions to raise the academic performance of all students. California Education Code sections 41507, 41572, and 64001; and the federal Elementary and Secondary Education Act (ESEA) require each school to consolidate all school plans for programs funded through the ConApp and ESEA program improvement into the SPSA. For additional information on school programs and how you can be involved locally, please contact the following individual:

Name: Dr. Brice Scott  
Position: Principal  
Phone Number: (760) 254-2715  
Address: 33525 Ponnay St., Daggett, CA 92327  
E-mail Address: bscott@svusdk12.net

# Table of Contents

- SPSA Title Page ..... 1
- Purpose and Description..... 1
- Table of Contents..... 2
- Comprehensive Needs Assessment Components ..... 4
  - Data Analysis ..... 4
  - Surveys ..... 4
  - Classroom Observations..... 5
  - Analysis of Current Instructional Program..... 5
- Stakeholder Involvement ..... 8
- Resource Inequities ..... 8
- School and Student Performance Data ..... 9
  - Student Enrollment..... 9
  - CAASPP Results..... 12
  - ELPAC Results ..... 16
  - Student Population..... 18
  - Overall Performance ..... 19
  - Academic Performance..... 20
  - Academic Engagement..... 24
  - Conditions & Climate..... 26
- Goals, Strategies, & Proposed Expenditures..... 27
  - Goal 1..... 27
  - Goal 2..... 32
  - Goal 3..... 36
  - Goal 4..... 40
  - Goal 5..... 42
- Budget Summary ..... 43
  - Budget Summary ..... 43
  - Other Federal, State, and Local Funds ..... 43
- Budgeted Funds and Expenditures in this Plan ..... 44
  - Funds Budgeted to the School by Funding Source..... 44
  - Expenditures by Funding Source ..... 44
  - Expenditures by Budget Reference ..... 44
  - Expenditures by Budget Reference and Funding Source ..... 44
  - Expenditures by Goal..... 45
- School Site Council Membership ..... 46
- Recommendations and Assurances ..... 47

Instructions.....48  
    Instructions: Linked Table of Contents.....48  
    Purpose and Description.....49  
    Stakeholder Involvement.....49  
    Resource Inequities .....49  
Goals, Strategies, Expenditures, & Annual Review .....50  
    Annual Review .....51  
    Budget Summary .....52  
    Appendix A: Plan Requirements .....54  
    Appendix B:.....57  
    Appendix C: Select State and Federal Programs .....59

# Comprehensive Needs Assessment Components

## Data Analysis

Please refer to the School and Student Performance Data section where an analysis is provided.

## Surveys

This section provides a description of surveys (i.e., Student, Parent, Teacher) used during the school-year, and a summary of results from the survey(s).

Each year a Parent Survey, Student Survey and a Staff Survey is administered. The data gathered from these surveys is reviewed at both the staff level and by the School Site Council (SSC). Survey results are interpreted and shared with school stakeholders. Copies of the surveys and the results are available in the school office and presented at SSC meetings which are open to the public.

AEC demonstrates strengths in the following areas: communication with stakeholders, academic expectations, academic excellence, creating a safe and supportive environment, social emotional learning, and school safety.

Areas of potential improvement identified by the survey results include:

Clearly delineating the details of California Common Core State Standards to parents. Con

Continuously developing plans and approaches to comprehensive campus safety.

Strengthen collaboration and the logistics of our professional learning communities (PLC)

- Student Surveys

According to data collected from the student survey, the majority of students feel their work is challenging and appropriate. The majority feel that their teachers have high expectations for their students, use a variety of ways to present material and check for understanding, and believe that all of their students can be a success. Most students feel that the school emphasizes academics appropriately. The majority feel they are treated fairly by school staff and that they are able to get additional help outside of their regular classes. Most students feel the counselor is available for both academic planning and personal support and most feel there is at least one adult they can go to with problems.

Areas for growth include teaching students to accept responsibility for their actions and show respect for the opinions of others. Moreover, areas of growth include ensuring students feel their concerns and needs are heard.

- Staff Surveys

For each of the questions about other adults on campus, all staff members feel that all adults at AEC care and listen to their students, as well as treat them fairly and with respect. AEC staff also felt that all adults on campus support and treat each other fairly. and feel a responsibility to improve the school. According to the survey results, the majority of AEC staff feel that they have opportunities to collaborate with fellow staff members and work toward goals to improving the school.

- Parent Surveys



According to the parent survey results, most parents believe that the school is providing a rigorous and caring environment to the students. Moreover, parents believe that their students are comfortable reaching out to AEC in regard to any concerns, both academically and emotionally. The survey results also revealed that the school communicates extremely well with parents and all community stakeholders. The majority of parents also expressed that they feel that their student is safe at AEC.

## **Classroom Observations**

This section provides a description of types and frequency of classroom observations conducted during the school-year and a summary of findings.

Formal classroom observations shall take place and adhere to guidelines outlined in the collective bargaining agreement between the District and certificated staff. Additionally, informal classroom observations are frequently scheduled by the Principal in a collaborative manner with teachers. Feedback is provided to teachers in an open and supportive discussion.

Observations have revealed a high level of collaboration among AEC staff, effective student engagement, rigorous standards, and high student expectations. Areas requiring greater focus include emphasizing student collaboration, providing opportunities for students to explain their learning, and providing opportunities for students to strengthen their critical thinking skills.

## **Analysis of Current Instructional Program**

The following statements are derived from the Elementary and Secondary Education Act (ESEA) of 1965 and Essential Program Components (EPCs). In conjunction with the needs assessments, these categories may be used to discuss and develop critical findings that characterize current instructional practice for numerically significant subgroups as well as individual students who are:

- Not meeting performance goals
- Meeting performance goals
- Exceeding performance goals

Discussion of each of these statements should result in succinct and focused findings based on verifiable facts. Avoid vague or general descriptions. Each successive school plan should examine the status of these findings and note progress made. Special consideration should be given to any practices, policies, or procedures found to be noncompliant through ongoing monitoring of categorical programs.

## **Standards, Assessment, and Accountability**

Use of state and local assessments to modify instruction and improve student achievement (ESEA)

We use CAASPP and ICA data as a guide to modify instruction and set goals for student achievement.

Use of data to monitor student progress on curriculum-embedded assessments and modify instruction (EPC)

Teachers also use their own assessments including those provided by the curriculum to modify instruction based on student performance and learning goals

## Staffing and Professional Development

Status of meeting requirements for highly qualified staff (ESEA)

100% of our teachers are highly qualified.

Sufficiency of credentialed teachers and teacher professional development (e.g., access to instructional materials training on SBE-adopted instructional materials) (EPC)

Professional Development is on going with weekly PLC's. Teachers have received significant training within the last few years in regards to current curriculum and instructional materials including our Edmentum Courseware curriculum.

Alignment of staff development to content standards, assessed student performance, and professional needs (ESEA)

Staff development opportunities are based on areas of need in relation to student performance and professional needs.

Ongoing instructional assistance and support for teachers (e.g., use of content experts and instructional coaches) (EPC)

The AEC has received instructional assistance and support from off-site content experts in English this year.

Teacher collaboration by grade level (kindergarten through grade eight [K–8]) and department (grades nine through twelve) (EPC)

The teachers at the AEC work collaboratively together as a group due to our limited size. Weekly PLC are used to share ideas and content.

## Teaching and Learning

Alignment of curriculum, instruction, and materials to content and performance standards (ESEA)

Teachers create pacing guides for individual students based on student needs and goals.

Adherence to recommended instructional minutes for reading/language arts and mathematics (K–8) (EPC)

LTIS adheres to the recommended instructional minutes embedded in Edmentum Courseware formation/structure to meet the needs of self-paced learning utilizing the Master Agreement and continual teacher monitoring of students.

Lesson pacing schedule (K–8) and master schedule flexibility for sufficient numbers of intervention courses (EPC)

Lesson pacing is individualized for each student based on student needs and goals.

Availability of standards-based instructional materials appropriate to all student groups (ESEA)

All students have equal access to common core instructional materials.

Use of SBE-adopted and standards-aligned instructional materials, including intervention materials, and for high school students, access to standards-aligned core courses (EPC)

All teachers use adopted instructional materials that are standards based. We also offer standards based intervention materials (ExactPath, Read 180) and all students have equal access to standards based core classes.

## Opportunity and Equal Educational Access

Services provided by the regular program that enable underperforming students to meet standards (ESEA)

We provide opportunities for students to receive support for reading through targeted intervention and to receive assistance in math through one-on-one tutoring. Students that are credit deficient can work at accelerated pacing through our Edmentum Courseware curriculum.

Evidence-based educational practices to raise student achievement

Edmentum Courseware  
ExactPath  
Model Math  
Project-Based Learning

## Parental Engagement

Resources available from family, school, district, and community to assist under-achieving students (ESEA)

We hold student monitoring conferences that include parents, students, administrators, counselors and teachers in order to help address areas of need and ways we can support students.

Involvement of parents, community representatives, classroom teachers, other school personnel, and students in secondary schools, in the planning, implementation, and evaluation of ConApp programs (5 California Code of Regulations 3932)

Teachers, parents, students, and community members have the opportunity to provide input during our School Site Council meetings and also during our Site Strategic Planning meeting,

## Funding

Services provided by categorical funds that enable underperforming students to meet standards (ESEA)

Edmentum Courseware  
ExactPath  
Model Math  
STEM

Fiscal support (EPC)

## Stakeholder Involvement

How, when, and with whom did the school consult as part of the planning process for this SPSA/Annual Review and Update?

### Involvement Process for the SPSA and Annual Review and Update

Representatives of our community stakeholder groups are voted into positions of our School Site Council (SSC). The Alternative Education Center consults and engages in an annual planning process with SSC community stakeholders to review and update the SPSA. The SPSA is discussed during SSC meetings that are scheduled once per month throughout the school year. Our SSC also reviews WASC goals, school initiatives, and engage in in-depth Site Strategic Planning.

## Resource Inequities

Briefly identify and describe any resource inequities identified as a result of the required needs assessment, as applicable.

At this time, no resource inequities were identified during our needs assessment.

# School and Student Performance Data

## Student Enrollment Enrollment By Student Group

Student Enrollment by Subgroup						
Student Group	Percent of Enrollment			Number of Students		
	17-18	18-19	19-20	17-18	18-19	19-20
American Indian	3.5%	1.5%	2.5%	5	2	3
African American	11.3%	8.2%	7.5%	16	11	9
Asian	%	%	0%	0	0	0
Filipino	.7%	.7%	0%	1	1	0
Hispanic/Latino	17.7%	29.1%	47.5%	25	39	58
Pacific Islander	%	%	2.5%	0	0	3
White	70.2%	61.2%	32.5%	99	82	39
Multiple/No Response	%	%	7.5%			9
<b>Total Enrollment</b>						121

## Student Enrollment Enrollment By Grade Level

Student Enrollment by Grade Level			
Grade	Number of Students		
	17-18	18-19	19-20
Kindergarten			0
Grade 1			1
Grade 2			2
Grade 3			1
Grade 4			2
Grade 5			2
Grade 6			1
Grade 7			2
Grade 8			10
Grade 9	13	8	13
Grade 10	36	19	19
Grade 11	49	27	23
Grade 12	19	18	45
<b>Total Enrollment</b>	117	72	121

### Conclusions based on this data:

1. Due to our rolling and transient enrollment, it is important to be intentional and strategic in data analysis by focusing upon subgroups.

2. Due to our enrollment size, many of our other ethnic subgroups are so small that it makes it difficult to gather reliable statistical data.
3. Our school has a diverse student population; with White and Hispanic/Latino subgroups being consistently large enough to gather reliable statistical data.

# School and Student Performance Data

## Student Enrollment English Learner (EL) Enrollment

English Learner (EL) Enrollment						
Student Group	Number of Students			Percent of Students		
	17-18	18-19	19-20	17-18	18-19	19-20

**Conclusions based on this data:**

1. Due to enrollment size, a significant amount of data was not available.
2. Our school has consistently had very few English Learners.
3. Our school has consistently assessed students with the ELPAC based on Home Language Survey.

# School and Student Performance Data

## CAASPP Results English Language Arts/Literacy (All Students)

Overall Participation for All Students												
Grade Level	# of Students Enrolled			# of Students Tested			# of Students with			% of Enrolled Students		
	16-17	17-18	18-19	16-17	17-18	18-19	16-17	17-18	18-19	16-17	17-18	18-19
Grade 5	1			1			1			100		
Grade 6	3			3			3			100		
Grade 7	2			2			2			100		
Grade 8	6			6			6			100		
Grade 11	20			17			17			85		
All	32			32			32			97		

\* The “% of Enrolled Students Tested” showing in this table is not the same as “Participation Rate” for federal accountability

Overall Achievement for All Students															
Grade Level	Mean Scale Score			% Standard			% Standard Met			% Standard Nearly			% Standard Not		
	16-17	17-18	18-19	16-17	17-18	18-19	16-17	17-18	18-19	16-17	17-18	18-19	16-17	17-18	18-19
Grade 5	2382			0			0			0			100		
Grade 6	2555			33			33			33			0		
Grade 7	2472			0			0			50			50		
Grade 8	2546			0			25			38			13		
Grade 11	2413			12			35			29			18		
All Grades	N/A	N/A	N/A	9			19			30			36		

Reading Demonstrating understanding of literary and non-fictional texts									
Grade Level	% Above Standard			% At or Near Standard			% Below Standard		
	16-17	17-18	18-19	16-17	17-18	18-19	16-17	17-18	18-19
Grade 5									100
Grade 6	33			33			33		33
Grade 7									100
Grade 8						67			33
Grade 11	31			44			25		
All Grades	13			29			58		



Writing Producing clear and purposeful writing									
Grade Level	% Above Standard			% At or Near Standard			% Below Standard		
	16-17	17-18	18-19	16-17	17-18	18-19	16-17	17-18	18-19
Grade 5				100					
Grade 6				100					
Grade 7				50			50		
Grade 8				17			83		
All Grades	0			68			32		

Listening Demonstrating effective communication skills									
Grade Level	% Above Standard			% At or Near Standard			% Below Standard		
	16-17	17-18	18-19	16-17	17-18	18-19	16-17	17-18	18-19
Grade 5							100		
Grade 6	33			66			0		
Grade 7				50			50		
Grade 8				33			67		
Grade 11	26			68			6		
All Grades	12			43			45		

Research/Inquiry Investigating, analyzing, and presenting information									
Grade Level	% Above Standard			% At or Near Standard			% Below Standard		
	16-17	17-18	18-19	16-17	17-18	18-19	16-17	17-18	18-19
Grade 5							100		
Grade 6	33			66			0		
Grade 7				50			50		
Grade 8							100		
Grade 11	6			63			31		
All Grades	8			36			56		

**Conclusions based on this data:**

1. Not enough data to report, but individual data shows percentage of students tested can increase.
2. The majority of our students score below standard.
3. Current interventions for students working below grade level will remain in place while continuing to emphasize 21st century learning with a focus on a creativity, collaboration, communication, and critical thinking skills.

# School and Student Performance Data

## CAASPP Results Mathematics (All Students)

Overall Participation for All Students												
Grade Level	# of Students Enrolled			# of Students Tested			# of Students with			% of Enrolled Students		
	16-17	17-18	18-19	16-17	17-18	18-19	16-17	17-18	18-19	16-17	17-18	18-19
Grade 5	1			1			1			100		
Grade 6	4			4			4			100		
Grade 7	2			2			2			100		
Grade 8	6			6			6			100		
Grade 11	20			16			16			80		
All	33			29			29			96		

\* The “% of Enrolled Students Tested” showing in this table is not the same as “Participation Rate” for federal accountability purposes.

Overall Achievement for All Students															
Grade Level	Mean Scale Score			% Standard			% Standard Met			% Standard Nearly			% Standard Not		
	16-17	17-18	18-19	16-17	17-18	18-19	16-17	17-18	18-19	16-17	17-18	18-19	16-17	17-18	18-19
Grade 5	2468			0			0			100			0		
Grade 6	2500			0			25			50			25		
Grade 7	2464			0			0			50			50		
Grade 8	2526			0			15			30			45		
Grade 11	2507			0			6			19			75		
All Grades	N/A	N/A	N/A	0			9			50			39		

Concepts & Procedures Applying mathematical concepts and procedures									
Grade Level	% Above Standard			% At or Near Standard			% Below Standard		
	16-17	17-18	18-19	16-17	17-18	18-19	16-17	17-18	18-19
Grade 5	0			0			100		
Grade 6	0			50			50		
Grade 7	0			0			100		
Grade 8	17			33			50		
All Grades	5			18			77		

<b>Problem Solving &amp; Modeling/Data Analysis</b>									
<b>Using appropriate tools and strategies to solve real world and mathematical problems</b>									
<b>Grade Level</b>	<b>% Above Standard</b>			<b>% At or Near Standard</b>			<b>% Below Standard</b>		
	<b>16-17</b>	<b>17-18</b>	<b>18-19</b>	<b>16-17</b>	<b>17-18</b>	<b>18-19</b>	<b>16-17</b>	<b>17-18</b>	<b>18-19</b>
<b>Grade 5</b>							100		
<b>Grade 6</b>				75			25		
<b>Grade 7</b>				50			50		
<b>Grade 8</b>	0			67			33		
<b>Grade 11</b>	0			37			63		
<b>All Grades</b>	0			46			54		

<b>Communicating Reasoning</b>									
<b>Demonstrating ability to support mathematical conclusions</b>									
<b>Grade Level</b>	<b>% Above Standard</b>			<b>% At or Near Standard</b>			<b>% Below Standard</b>		
	<b>16-17</b>	<b>17-18</b>	<b>18-19</b>	<b>16-17</b>	<b>17-18</b>	<b>18-19</b>	<b>16-17</b>	<b>17-18</b>	<b>18-19</b>
<b>Grade 5</b>				100					
<b>Grade 6</b>				50			50		
<b>Grade 7</b>							100		
<b>Grade 8</b>	0			50			50		
<b>Grade 11</b>	0			63			37		
<b>All Grades</b>	0			53			47		

**Conclusions based on this data:**

1. Not enough data to report, but individual data shows percentage of students tested can increase.
2. The majority of our students score below standard.
3. Current interventions for students working below grade level will remain in place while continuing to emphasize 21st century learning with a focus on a creativity, collaboration, communication, and critical thinking skills.

# School and Student Performance Data

## ELPAC Results

ELPAC Summative Assessment Data Number of Students and Mean Scale Scores for All Students									
Grade Level	Overall		Oral Language		Written Language		Number of Students Tested		
	17-18	18-19	17-18	18-19	17-18	18-19	17-18	18-19	

Overall Language Percentage of Students at Each Performance Level for All Students										
Grade Level	Level 4		Level 3		Level 2		Level 1		Total Number of Students	
	17-18	18-19	17-18	18-19	17-18	18-19	17-18	18-19	17-18	18-19

Oral Language Percentage of Students at Each Performance Level for All Students										
Grade Level	Level 4		Level 3		Level 2		Level 1		Total Number of Students	
	17-18	18-19	17-18	18-19	17-18	18-19	17-18	18-19	17-18	18-19

Written Language Percentage of Students at Each Performance Level for All Students										
Grade Level	Level 4		Level 3		Level 2		Level 1		Total Number of Students	
	17-18	18-19	17-18	18-19	17-18	18-19	17-18	18-19	17-18	18-19

Listening Domain Percentage of Students by Domain Performance Level for All Students									
Grade Level	Well Developed		Somewhat/Moderately		Beginning		Total Number of Students		
	17-18	18-19	17-18	18-19	17-18	18-19	17-18	18-19	

Speaking Domain Percentage of Students by Domain Performance Level for All Students									
Grade Level	Well Developed		Somewhat/Moderately		Beginning		Total Number of Students		
	17-18	18-19	17-18	18-19	17-18	18-19	17-18	18-19	

Reading Domain Percentage of Students by Domain Performance Level for All Students									
Grade Level	Well Developed		Somewhat/Moderately		Beginning		Total Number of Students		
	17-18	18-19	17-18	18-19	17-18	18-19	17-18	18-19	

Writing Domain Percentage of Students by Domain Performance Level for All Students									
Grade Level	Well Developed		Somewhat/Moderately		Beginning		Total Number of Students		
	17-18	18-19	17-18	18-19	17-18	18-19	17-18	18-19	

**Conclusions based on this data:**

1. We have such a small population of EL students that the summary data is not represented here, but we do have individual results with which to evaluate growth of language acquisition over the year.

# School and Student Performance Data

## Student Population

This section provides information about the school's student population.

2018-19 Student Population			
<b>Total Enrollment</b>	<b>Socioeconomically Disadvantaged</b>	<b>English Learners</b>	<b>Foster Youth</b>
<b>121</b>	<b>80.0</b>	This is the percent of students who are learning to communicate effectively in English, typically requiring instruction in both the English Language and in their academic courses.	<b>3</b>
This is the total number of students enrolled.	This is the percent of students who are eligible for free or reduced priced meals; or have parents/guardians who did not receive a high school diploma.		This is the percent of students whose well-being is the responsibility of a court.

2018-19 Enrollment for All Students/Student Group		
Student Group	Total	Percentage
Foster Youth		3
Socioeconomically Disadvantaged		80.0

Enrollment by Race/Ethnicity		
Student Group	Total	Percentage
African American		7.5
American Indian		2.5
Asian		0
Filipino		0
Hispanic		47.5
Two or More Races		7.5
Pacific Islander		2.5
White		32.5

### Conclusions based on this data:

1. We have a significant number of students who are socioeconomically disadvantaged as measured by those students qualifying for free or reduced lunch.
2. We have a large number of students with IEPs requiring that we maintain the proper number of qualified certificated and classified staff to provide proper services and support.

# School and Student Performance Data

## Overall Performance

2019 Fall Dashboard Overall Performance for All Students

Academic Performance

Academic Engagement

Conditions & Climate

### Conclusions based on this data:

1. Our graduation rate has consistently been one of the highest in the county and state. Our Assessment Data for English Language Arts and Mathematics is a focus area for growth.
2. A comprehensive plan to address chronic absenteeism is a focus area of growth.

# School and Student Performance Data

## Academic Performance English Language Arts

The performance levels are color-coded and range from lowest-to-highest performance in the following order:

Lowest Performance      Red      Orange      Yellow      Green      Blue      Highest Performance

This section provides number of student groups in each color.

### 2019 Fall Dashboard English Language Arts Equity Report

Red

Orange

Yellow

Green

Blue

This section provides a view of Student Assessment Results and other aspects of this school's performance, specifically how well students are meeting grade-level standards on the English Language Arts assessment. This measure is based on student performance on the Smarter Balanced Summative Assessment, which is taken annually by students in grades 3–8 and grade 11.

### 2019 Fall Dashboard English Language Arts Performance for All Students/Student Group

All Students

English Learners

Foster Youth

Homeless

Socioeconomically Disadvantaged

Students with Disabilities

### 2019 Fall Dashboard English Language Arts Performance by Race/Ethnicity

African American

American Indian

Asian

Filipino

Hispanic

Two or More Races

Pacific Islander

White

This section provides a view of Student Assessment Results and other aspects of this school's performance, specifically how well students are meeting grade-level standards on the English Language Arts assessment. This measure is based on student performance on the Smarter Balanced Summative Assessment, which is taken annually by students in grades 3–8 and grade 11.

### 2019 Fall Dashboard English Language Arts Data Comparisons for English Learners

Current English Learner

Reclassified English Learners

English Only

#### Conclusions based on this data:

1. Not enough data to report, but individual data shows percentage of students tested can increase. Data shows that we need to increased focus on our English Language Arts academic performance.
2. The data shows that our Students with Disabilities subgroup scores significantly below standard on the English Language Arts academic performance. It suggests that we need to ensure that our students are actually using their Embedded and Non-embedded supports during the assessment, and that we need to better prepare them for the assessment.



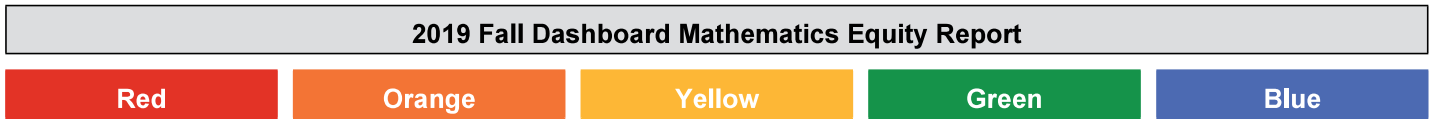
# School and Student Performance Data

## Academic Performance Mathematics

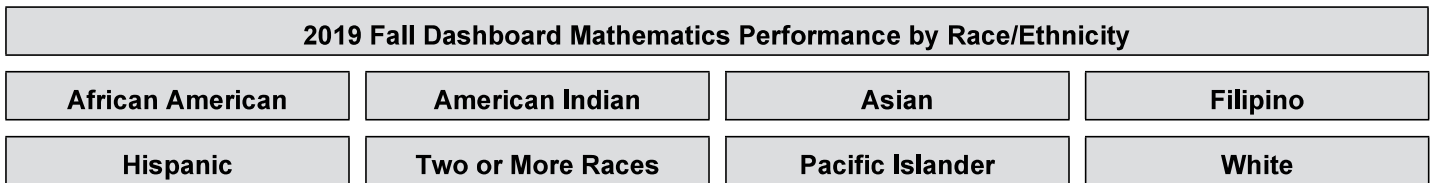
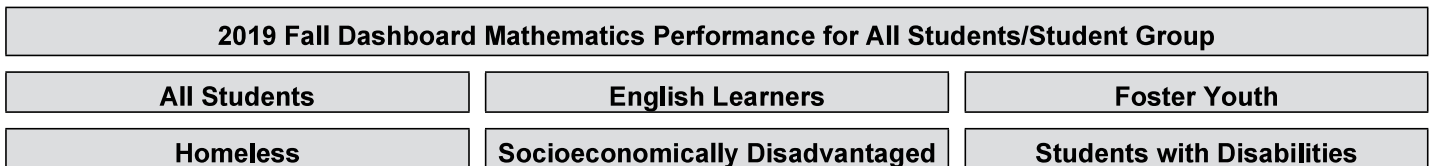
The performance levels are color-coded and range from lowest-to-highest performance in the following order:

Lowest Performance      Red      Orange      Yellow      Green      Blue      Highest Performance

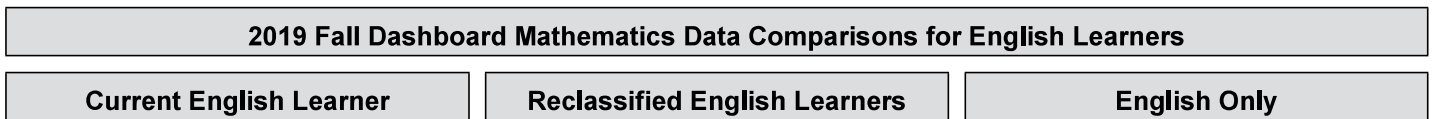
This section provides number of student groups in each color.



This section provides a view of Student Assessment Results and other aspects of this school's performance, specifically how well students are meeting grade-level standards on the Mathematics assessment. This measure is based on student performance on the Smarter Balanced Summative Assessment, which is taken annually by students in grades 3–8 and grade 11.



This section provides a view of Student Assessment Results and other aspects of this school's performance, specifically how well students are meeting grade-level standards on the Mathematics assessment. This measure is based on student performance on the Smarter Balanced Summative Assessment, which is taken annually by students in grades 3–8 and grade 11.



### Conclusions based on this data:

1. Not enough data to report, but individual data shows percentage of students tested can increase. Data shows that all three subgroups for Mathematics academic are below standard.
2. The data shows that our performance for our social economically disadvantaged subgroup for Mathematics academic are below standard.
3. The data shows that our Students with Disabilities subgroup scores are very significantly below standard on the Mathematics academic performance. It suggests that we need to ensure that our students are actually using their Embedded and Non-embedded supports during the assessment, and that we need to better prepare them for the assessment.

# School and Student Performance Data

## Academic Performance English Learner Progress

This section provides a view of the percentage of current EL students making progress towards English language proficiency or maintaining the highest level.

### 2019 Fall Dashboard English Learner Progress Indicator

English Learner Progress
making progress towards English language proficiency
Number of EL Students:
Performance Level:

This section provides a view of the percentage of current EL students who progressed at least one ELPI level, maintained ELPI level 4, maintained lower ELPI levels (i.e, levels 1, 2L, 2H, 3L, or 3H), or decreased at least one ELPI Level.

### 2019 Fall Dashboard Student English Language Acquisition Results

Decreased One ELPI Level	Maintained ELPI Level 1, 2L, 2H, 3L, or 3H	Maintained ELPI Level 4	Progressed At Least One ELPI Level
--------------------------	--	-------------------------	------------------------------------

#### Conclusions based on this data:

1. Not enough data to report.

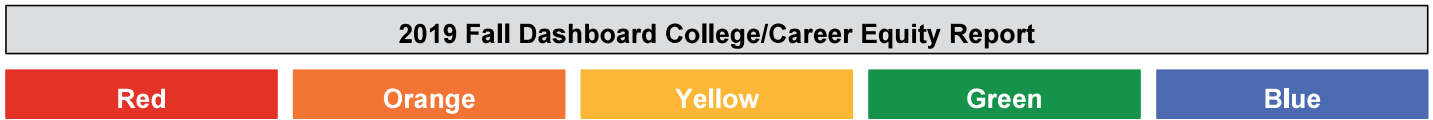
# School and Student Performance Data

## Academic Performance College/Career

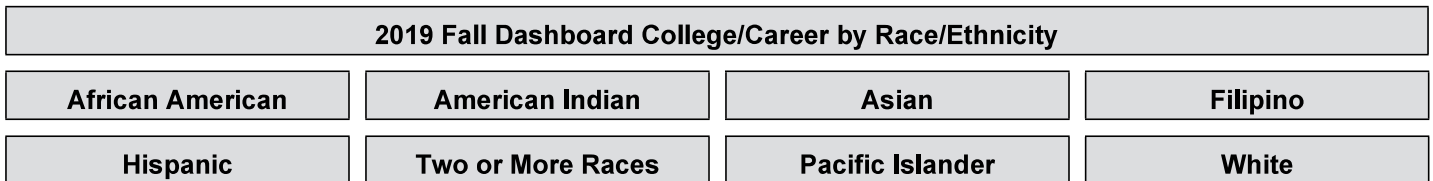
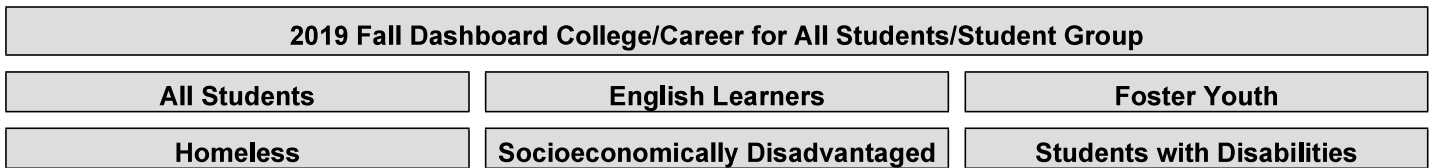
The performance levels are color-coded and range from lowest-to-highest performance in the following order:

Lowest Performance      Red      Orange      Yellow      Green      Blue      Highest Performance

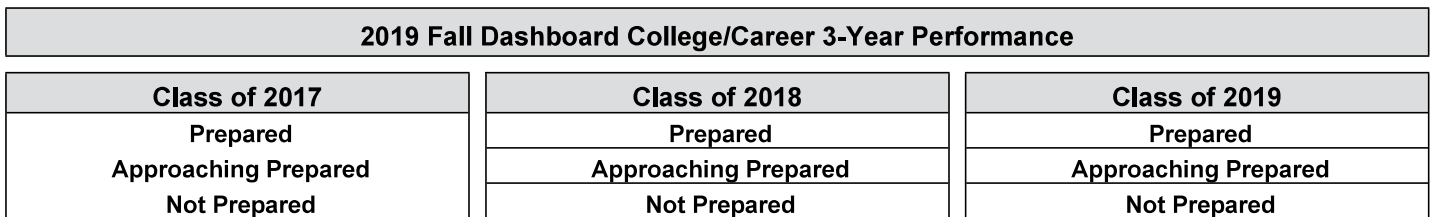
This section provides number of student groups in each color.



This section provides information on the percentage of high school graduates who are placed in the "Prepared" level on the College/Career Indicator.



This section provides a view of the percent of students per year that qualify as Not Prepared, Approaching Prepared, and Prepared.



### Conclusions based on this data:

- At AEC, we continue to maintain a relatively high graduation rate. The data presented is rather incomplete in context given that it includes students who have left Silver Valley High School, the District's comprehensive high school, but did not graduate from their receiving school. The data also includes students with disabilities whom, based upon their IEP, needed a 5th year of high school. Moreover, the data includes 18 year old students who chose to withdraw from AEC and attend Adult Education.

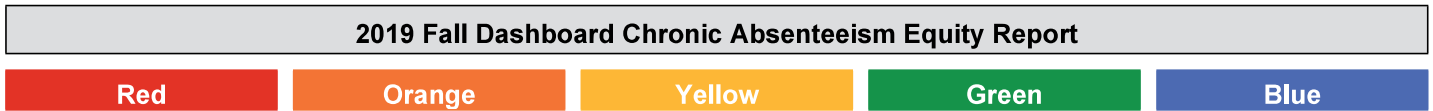
# School and Student Performance Data

## Academic Engagement Chronic Absenteeism

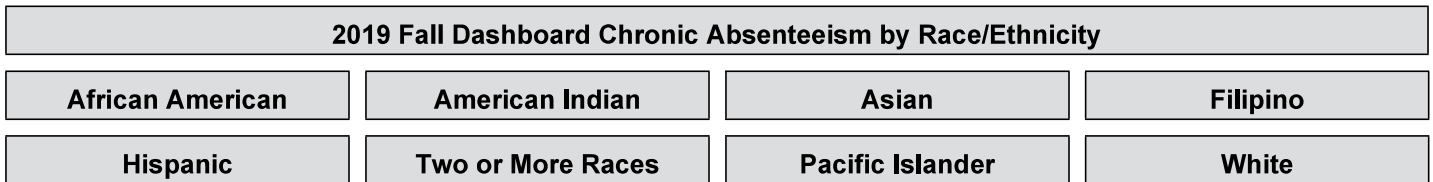
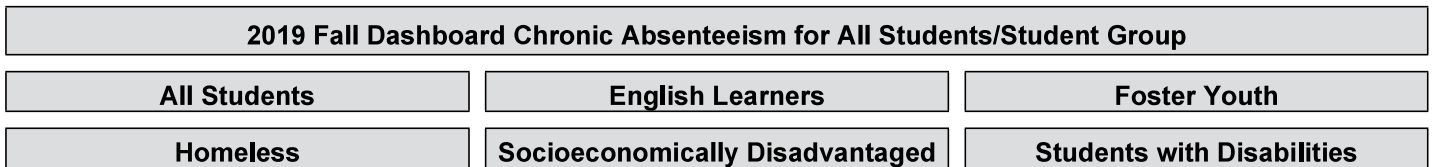
The performance levels are color-coded and range from lowest-to-highest performance in the following order:

Lowest Performance      Red      Orange      Yellow      Green      Blue      Highest Performance

This section provides number of student groups in each color.



This section provides information about the percentage of students in kindergarten through grade 8 who are absent 10 percent or more of the instructional days they were enrolled.



### Conclusions based on this data:

1. No significant data.

# School and Student Performance Data

## Academic Engagement Graduation Rate

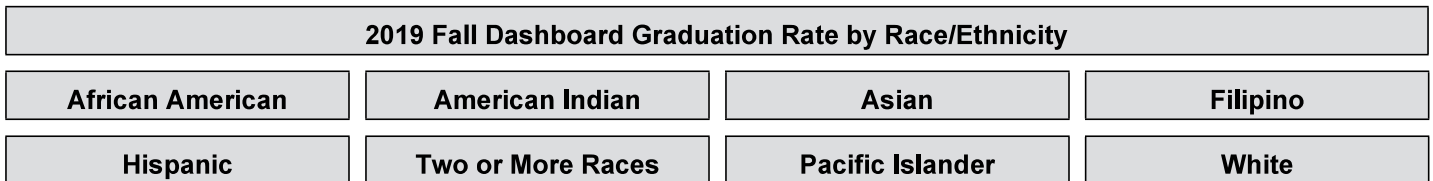
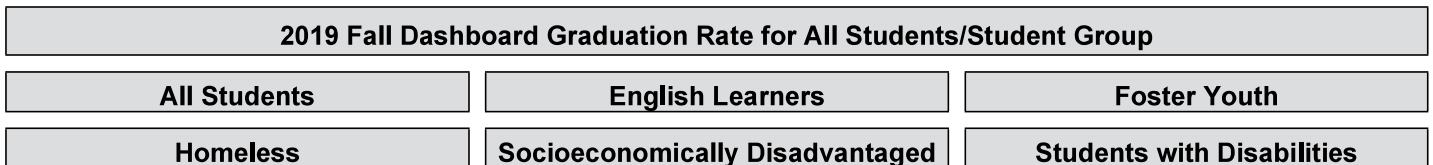
The performance levels are color-coded and range from lowest-to-highest performance in the following order:

Lowest Performance      Red      Orange      Yellow      Green      Blue      Highest Performance

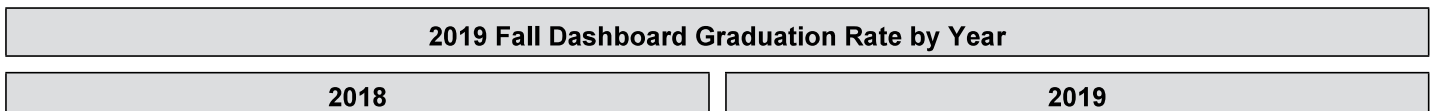
This section provides number of student groups in each color.



This section provides information about students completing high school, which includes students who receive a standard high school diploma or complete their graduation requirements at an alternative school.



This section provides a view of the percentage of students who received a high school diploma within four years of entering ninth grade or complete their graduation requirements at an alternative school.



### Conclusions based on this data:

1. At AEC, we continue to maintain a relatively high graduation rate. The data presented is rather incomplete in context given that it includes students who have left Silver Valley High School, the District's comprehensive high school, but did not graduate from their receiving school. The data also includes students with disabilities whom, based upon their IEP, needed a 5th year of high school. Moreover, the data includes 18 year old students who chose to withdraw from AEC and attend Adult Education.

# School and Student Performance Data

## Conditions & Climate Suspension Rate

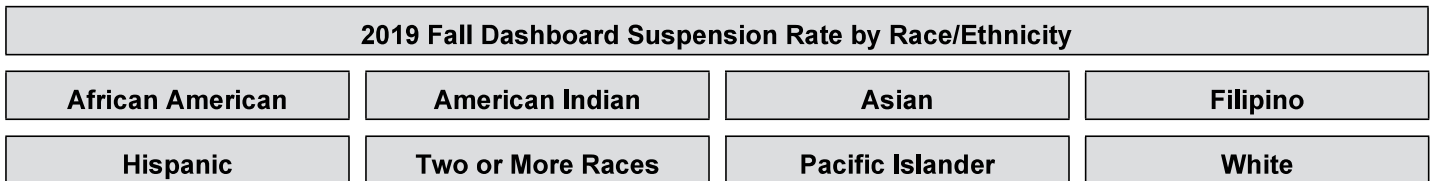
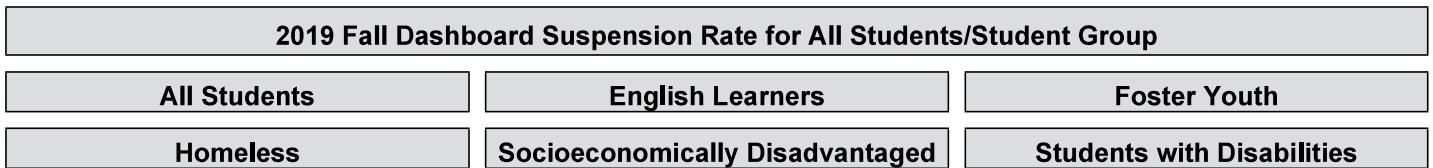
The performance levels are color-coded and range from lowest-to-highest performance in the following order:

Lowest Performance      Red      Orange      Yellow      Green      Blue      Highest Performance

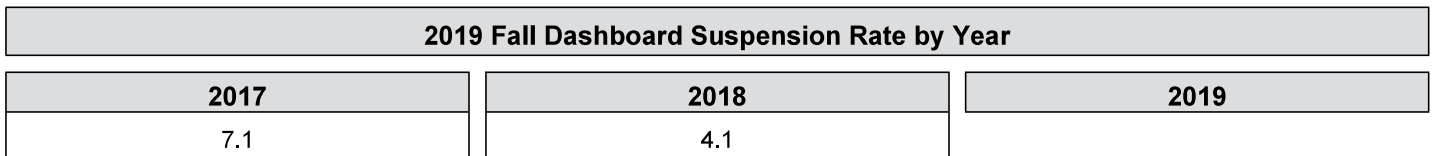
This section provides number of student groups in each color.



This section provides information about the percentage of students in kindergarten through grade 12 who have been suspended at least once in a given school year. Students who are suspended multiple times are only counted once.



This section provides a view of the percentage of students who were suspended.



### Conclusions based on this data:

1. Based upon this data, it is clear that AEC has a need to develop a holistic educational plan to address the academic and socioemotional needs of our students, in addition to the implementation of behavior intervention initiatives.

# Goals, Strategies, & Proposed Expenditures

Complete a copy of the following table for each of the school's goals. Duplicate the table as needed.

## Goal Subject

School-Wide Learner Outcomes (SLOs)

## LEA/LCAP Goal

Build individual leadership skills of teachers, administrators, and parents fostering positive relationships, effective communication, and creating a culture of recognition and excellence.  
Increase the quantity and quality of technology usage to support student learning, instructional effectiveness, monitoring of student progress, and communicating with stakeholders.

## Goal 1

School-Wide Learning Outcomes need to be incorporated and fully-implemented into all school operations.

## Identified Need

Due to the newly adopted SLOs, the expectations of how to incorporate these goals into classrooms needs to be discussed and evaluated. Successful incorporation of the SLOs into all classrooms to maximize graduates' post high-school choices.

## Annual Measurable Outcomes

Metric/Indicator	Baseline/Actual Outcome	Expected Outcome
ExactPath, Diagnostic Testing, CAASPP, ICAs, IABs, WASC Report Analysis, Senior Portfolio	AEC CAASPP Results: ELA - 27% Met or Exceeded Standards; Math - 13% Met or Exceeded Standards	3% growth in ELA Met or Exceeded Standards; 3% growth in Math Met or Exceeded Standards

Complete a copy of the Strategy/Activity table for each of the school's strategies/activities. Duplicate the table, including Proposed Expenditures, as needed.

## Strategy/Activity 1

### Students to be Served by this Strategy/Activity

(Identify either All Students or one or more specific student groups)

All Students

### Strategy/Activity

All teachers will incorporate lessons, projects, or assignments that allow students to create and collect evidence for each of the School-Wide Learner Outcomes.

### Proposed Expenditures for this Strategy/Activity

List the amount(s) and funding source(s) for the proposed expenditures. Specify the funding source(s) using one or more of the following: LCFF, Federal (if Federal identify the Title and Part, as applicable), Other State, and/or Local.

Amount(s)

Source(s)

None Specified  
None Specified

### Strategy/Activity 2

#### Students to be Served by this Strategy/Activity

(Identify either All Students or one or more specific student groups)

All Students

Strategy/Activity

Students have the responsibility of gathering evidence to show their progress towards meeting School-Wide Learning Outcomes (SLO) via Senior Portfolios. The school counselor, teachers, and parents form a Senior Portfolio Review Team to monitor and comment on student's progress towards meeting the SLOs in order to prepare for the Portfolio process and graduation.

#### Proposed Expenditures for this Strategy/Activity

List the amount(s) and funding source(s) for the proposed expenditures. Specify the funding source(s) using one or more of the following: LCFF, Federal (if Federal identify the Title and Part, as applicable), Other State, and/or Local.

Amount(s)

Source(s)

18000

None Specified  
None Specified

### Strategy/Activity 3

#### Students to be Served by this Strategy/Activity

(Identify either All Students or one or more specific student groups)

All Students

Strategy/Activity

Student Monitoring Conferences  
  
Conferences at least 3 times per school year including parents, student, teacher, administrator, school counselor, and other District personnel to appropriately support student.

#### Proposed Expenditures for this Strategy/Activity

List the amount(s) and funding source(s) for the proposed expenditures. Specify the funding source(s) using one or more of the following: LCFF, Federal (if Federal identify the Title and Part, as applicable), Other State, and/or Local.

Amount(s)

Source(s)

0

None Specified  
None Specified  
Student Monitoring Conference

### Strategy/Activity 4



**Students to be Served by this Strategy/Activity**

(Identify either All Students or one or more specific student groups)

All Students

**Strategy/Activity**

Professional development available for all staff with priority to standards-based instruction. An increase in Professional Learning Communities to discuss student achievement, curriculum content, instructional strategies, and intervention/enrichment opportunities.

**Proposed Expenditures for this Strategy/Activity**

List the amount(s) and funding source(s) for the proposed expenditures. Specify the funding source(s) using one or more of the following: LCFF, Federal (if Federal identify the Title and Part, as applicable), Other State, and/or Local.

Amount(s)

1500

Source(s)

Unrestricted  
5800: Professional/Consulting Services And Operating Expenditures  
Professional development opportunities for staff

**Strategy/Activity 5**

**Students to be Served by this Strategy/Activity**

(Identify either All Students or one or more specific student groups)

All Students

**Strategy/Activity**

Develop stronger relationship with Barstow Community College.

**Proposed Expenditures for this Strategy/Activity**

List the amount(s) and funding source(s) for the proposed expenditures. Specify the funding source(s) using one or more of the following: LCFF, Federal (if Federal identify the Title and Part, as applicable), Other State, and/or Local.

Amount(s)

0

Source(s)

Develop better relationships and student transition opportunities to Barstow Community College.

**Strategy/Activity 6**

**Students to be Served by this Strategy/Activity**

(Identify either All Students or one or more specific student groups)

**Strategy/Activity**

Increase CTE course offerings.  
  
Electives teacher will continually look for and enroll students into CTE courses via Edmentum Courseware.

### Proposed Expenditures for this Strategy/Activity

List the amount(s) and funding source(s) for the proposed expenditures. Specify the funding source(s) using one or more of the following: LCFF, Federal (if Federal identify the Title and Part, as applicable), Other State, and/or Local.

Amount(s)

7000

Source(s)

Local Categorical  
5000-5999: Services And Other Operating Expenditures  
More CTE opportunities through Edmentum Courseware

### Strategy/Activity 7

#### Students to be Served by this Strategy/Activity

(Identify either All Students or one or more specific student groups)

Strategy/Activity

Increase STEM and Project-Based Learning

### Proposed Expenditures for this Strategy/Activity

List the amount(s) and funding source(s) for the proposed expenditures. Specify the funding source(s) using one or more of the following: LCFF, Federal (if Federal identify the Title and Part, as applicable), Other State, and/or Local.

Amount(s)

1000

Source(s)

None Specified  
0001-0999: Unrestricted: Locally Defined  
More PD and implementation of STEM Project Based Learning

## Annual Review

### SPSA Year Reviewed: 2019-20

Respond to the following prompts relative to this goal. If the school is in the first year of implementing the goal, an analysis is not required and this section may be deleted.

## ANALYSIS

Describe the overall implementation of the strategies/activities and the overall effectiveness of the strategies/activities to achieve the articulated goal.

School-Wide Learner Outcomes have been fully-implemented into all school operations. All staff has strategically implemented strategies and activities to achieve the essence of this goal.

Briefly describe any major differences between the intended implementation and/or the budgeted expenditures to implement the strategies/activities to meet the articulated goal.

No major differences between the intended implementation and the budget expenditures was found in the process of meeting the articulated goal.

Describe any changes that will be made to this goal, the annual outcomes, metrics, or strategies/activities to achieve this goal as a result of this analysis. Identify where those changes can be found in the SPSA.

Changes that will be made include an increase in data analysis and a more intentional focus on instructional planning. These specific changes will be articulated throughout the SPSA.

# Goals, Strategies, & Proposed Expenditures

Complete a copy of the following table for each of the school's goals. Duplicate the table as needed.

## Goal Subject

Increasing Rigor School-Wide in Writing and Math

## LEA/LCAP Goal

All students will increase scores in ELA and Mathematics while receiving appropriate academic supports and a well-balanced course of study, including Career and Technical Education (CTE).

## Goal 2

The further training of staff and implementation of Writing and Math strategies must be expanded to all classrooms, supporting increased rigor throughout the school through Project-Based Learning and supplemental support

## Identified Need

In order to increase the number of our college and career ready students, we need to expand the ability of all staff to implement Writing and Math strategies within all school settings, with the vision of improving student performance on CAASPP tests.

## Annual Measurable Outcomes

Metric/Indicator	Baseline/Actual Outcome	Expected Outcome
CAASPP data, professional development PLC's dedicated to building and sharing Project-Based Learning activities focused upon Writing and Math	AEC CAASPP Results: ELA - 27% Met or Exceeded Standards; Math - 13% Met or Exceeded Standards	3% growth in ELA Met or Exceeded Standards; 3% growth in Math Met or Exceeded Standards

Complete a copy of the Strategy/Activity table for each of the school's strategies/activities. Duplicate the table, including Proposed Expenditures, as needed.

## Strategy/Activity 1

### Students to be Served by this Strategy/Activity

(Identify either All Students or one or more specific student groups)

All Students

### Strategy/Activity

There will be an increase in achievement levels in CAASPP scores, specifically writing and Math.

### Proposed Expenditures for this Strategy/Activity

List the amount(s) and funding source(s) for the proposed expenditures. Specify the funding source(s) using one or more of the following: LCFF, Federal (if Federal identify the Title and Part, as applicable), Other State, and/or Local.

Amount(s)

Source(s)

0

None Specified  
None Specified  
Build support in the community by being available

## Strategy/Activity 2

### Students to be Served by this Strategy/Activity

(Identify either All Students or one or more specific student groups)

All Students

### Strategy/Activity

We will continue to use PLC Wednesday to create/implement Project Based Activities with emphasis on Writing and Math.

### Proposed Expenditures for this Strategy/Activity

List the amount(s) and funding source(s) for the proposed expenditures. Specify the funding source(s) using one or more of the following: LCFF, Federal (if Federal identify the Title and Part, as applicable), Other State, and/or Local.

Amount(s)

0

Source(s)

None Specified  
None Specified

## Strategy/Activity 3

### Students to be Served by this Strategy/Activity

(Identify either All Students or one or more specific student groups)

All Students

### Strategy/Activity

Ensure that all materials distributed to stakeholders are in both English and Spanish as needed

### Proposed Expenditures for this Strategy/Activity

List the amount(s) and funding source(s) for the proposed expenditures. Specify the funding source(s) using one or more of the following: LCFF, Federal (if Federal identify the Title and Part, as applicable), Other State, and/or Local.

Amount(s)

0

Source(s)

None Specified  
None Specified  
Open communication with school stakeholders

## Strategy/Activity 4

### Students to be Served by this Strategy/Activity

(Identify either All Students or one or more specific student groups)

All Students

### Strategy/Activity

## Use of MFLC

### Proposed Expenditures for this Strategy/Activity

List the amount(s) and funding source(s) for the proposed expenditures. Specify the funding source(s) using one or more of the following: LCFF, Federal (if Federal identify the Title and Part, as applicable), Other State, and/or Local.

Amount(s)

0

Source(s)

None Specified  
None Specified  
MFLC will visit schools and give presentations and possibly meet with students as needed

### Strategy/Activity 5

#### Students to be Served by this Strategy/Activity

(Identify either All Students or one or more specific student groups)

All Students

Strategy/Activity

School Messenger

### Proposed Expenditures for this Strategy/Activity

List the amount(s) and funding source(s) for the proposed expenditures. Specify the funding source(s) using one or more of the following: LCFF, Federal (if Federal identify the Title and Part, as applicable), Other State, and/or Local.

Amount(s)

876.79

Source(s)

District Funded  
5000-5999: Services And Other Operating Expenditures  
School messenger to be used for making phone calls in English and Spanish to the AEC community stakeholders to provide information on activities and opportunities for participation and attendance

### Strategy/Activity 6

#### Students to be Served by this Strategy/Activity

(Identify either All Students or one or more specific student groups)

All Students

Strategy/Activity

Graduation, Back to School Community Events.

### Proposed Expenditures for this Strategy/Activity

List the amount(s) and funding source(s) for the proposed expenditures. Specify the funding source(s) using one or more of the following: LCFF, Federal (if Federal identify the Title and Part, as applicable), Other State, and/or Local.

Amount(s)

400

Source(s)

None Specified  
None Specified  
Involve the community and AEC stakeholders in events and informational meetings throughout the year.

## Annual Review

### SPSA Year Reviewed: 2019-20

Respond to the following prompts relative to this goal. If the school is in the first year of implementing the goal, an analysis is not required and this section may be deleted.

### ANALYSIS

Describe the overall implementation of the strategies/activities and the overall effectiveness of the strategies/activities to achieve the articulated goal.

The implementation of instructional strategies to address the areas of Writing and Math was completed. However, CAASPP results were unavailable to help determine the achievement of the articulated goal.

Briefly describe any major differences between the intended implementation and/or the budgeted expenditures to implement the strategies/activities to meet the articulated goal.

No major differences between the intended implementation and the budgeted expenditures to implement the strategies/activities were found.

Describe any changes that will be made to this goal, the annual outcomes, metrics, or strategies/activities to achieve this goal as a result of this analysis. Identify where those changes can be found in the SPSA.

No changes to this goal were made.

# Goals, Strategies, & Proposed Expenditures

Complete a copy of the following table for each of the school's goals. Duplicate the table as needed.

## Goal Subject

School Culture and Climate

## LEA/LCAP Goal

Build individual leadership skill of teachers, administrators, and parents for fostering positive relationships, effective communication, and creating a culture of recognition and excellence.  
Increase staff and family's ability to support student academic, social/emotional and physical needs.

## Goal 3

Current school culture needs to continue to improve through better communication and collaboration of all stakeholders, and with improved training and utilization of Real Reward Incentive Program strategies.

## Identified Need

In order to improve our school culture, we need to increase student engagement and improve communication within the school and with the families of students. We must first provide proper training to increase the knowledge and ability of all staff to implement RRIP strategies within all school settings.

## Annual Measurable Outcomes

Metric/Indicator	Baseline/Actual Outcome	Expected Outcome
RRIP data, RRIP professional development, Restorative Practices, Social Emotional Learning	3.78% Suspension Rate in 2019-2020 school year	Decrease and maintain a suspension rate below 2%

Complete a copy of the Strategy/Activity table for each of the school's strategies/activities. Duplicate the table, including Proposed Expenditures, as needed.

## Strategy/Activity 1

### Students to be Served by this Strategy/Activity

(Identify either All Students or one or more specific student groups)

All Students

### Strategy/Activity

All staff and teachers will receive training in RRIP strategies.

### Proposed Expenditures for this Strategy/Activity

List the amount(s) and funding source(s) for the proposed expenditures. Specify the funding source(s) using one or more of the following: LCFF, Federal (if Federal identify the Title and Part, as applicable), Other State, and/or Local.

Amount(s) Source(s)



0

None Specified  
None Specified

### Strategy/Activity 2

#### Students to be Served by this Strategy/Activity

(Identify either All Students or one or more specific student groups)

All Students

#### Strategy/Activity

There will be an increase in the number of students meeting the criterion to be eligible to receive RRIP recognition.

#### Proposed Expenditures for this Strategy/Activity

List the amount(s) and funding source(s) for the proposed expenditures. Specify the funding source(s) using one or more of the following: LCFF, Federal (if Federal identify the Title and Part, as applicable), Other State, and/or Local.

Amount(s)

1500

Source(s)

District Funded  
5000-5999: Services And Other Operating Expenditures  
Student Incentives

### Strategy/Activity 3

#### Students to be Served by this Strategy/Activity

(Identify either All Students or one or more specific student groups)

All Students

#### Strategy/Activity

Student Portfolio usage will be increased to evidence to SLOs being utilized in all class settings.

#### Proposed Expenditures for this Strategy/Activity

List the amount(s) and funding source(s) for the proposed expenditures. Specify the funding source(s) using one or more of the following: LCFF, Federal (if Federal identify the Title and Part, as applicable), Other State, and/or Local.

Amount(s)

0

Source(s)

None Specified  
None Specified

### Strategy/Activity 4

#### Students to be Served by this Strategy/Activity

(Identify either All Students or one or more specific student groups)

All Students

Strategy/Activity

Improve communication with school stakeholders to ensure a clear understanding of our school-wide expectations.

**Proposed Expenditures for this Strategy/Activity**

List the amount(s) and funding source(s) for the proposed expenditures. Specify the funding source(s) using one or more of the following: LCFF, Federal (if Federal identify the Title and Part, as applicable), Other State, and/or Local.

Amount(s)

Source(s)

0

None Specified  
None Specified

**Strategy/Activity 5**

**Students to be Served by this Strategy/Activity**

(Identify either All Students or one or more specific student groups)

All Students

Strategy/Activity

Implement Social Emotional Learning strategies in addition to Restorative Practices to provide a holistic educational experience for students.

**Proposed Expenditures for this Strategy/Activity**

List the amount(s) and funding source(s) for the proposed expenditures. Specify the funding source(s) using one or more of the following: LCFF, Federal (if Federal identify the Title and Part, as applicable), Other State, and/or Local.

Amount(s)

Source(s)

0

None Specified  
None Specified

# Annual Review

**SPSA Year Reviewed: 2019-20**

Respond to the following prompts relative to this goal. If the school is in the first year of implementing the goal, an analysis is not required and this section may be deleted.

## ANALYSIS

Describe the overall implementation of the strategies/activities and the overall effectiveness of the strategies/activities to achieve the articulated goal.

The overall implementation of the strategies is in progress and indications of effectiveness have been found.

Briefly describe any major differences between the intended implementation and/or the budgeted expenditures to implement the strategies/activities to meet the articulated goal.

No major differences between the intended implementation and the budgeted expenditures to implement the strategies to meet the articulated goals have been identified.

Describe any changes that will be made to this goal, the annual outcomes, metrics, or strategies/activities to achieve this goal as a result of this analysis. Identify where those changes can be found in the SPSA.

Clear and specific changes will be articulated and additional metrics will be utilized to analyze the effectiveness of this goal. These changes will be found throughout the SPSA.

# Goals, Strategies, & Proposed Expenditures

Complete a copy of the following table for each of the school's goals. Duplicate the table as needed.

## Goal Subject

Increase Supplemental Support

## LEA/LCAP Goal

Create a program where students will have the opportunity to stay after their school day to receive additional instruction from staff, both academic and behavior.

## Goal 4

The historic pattern of high numbers of students who are credit deficient needs to be decreased, promoting graduation rates. The existing district Response to Intervention (RTI) system, needs to be refined and structured into a program that can be implemented at the Alternative Education Center.

## Identified Need

In order to increase the amount of post High school ready students, student academic progress needs to be continuously monitored and communicated in a timely manner to parents/guardians of at risk students, i.e. students who are credit deficient. Students needing academic support will receive appropriate interventions to ensure that they have an understanding of the course work in order to successfully show mastery in the course. Additional professional development (internal and/or external) is needed to ensure that useful differentiation strategies are needed within the curriculum areas, incorporating different learning styles to ensure that all students are being successful.

## Annual Measurable Outcomes

Metric/Indicator	Baseline/Actual Outcome	Expected Outcome
Credit deficient tracking for all students. Student schedules optimized for best placement, students returning to traditional/comprehensive high school	74% of students were credit-deficient at the end of the 2019-2020 school year	Reduce the number of credit-deficient students throughout the school year to 0% and/or help students become eligible to return to the comprehensive/traditional high school

Complete a copy of the Strategy/Activity table for each of the school's strategies/activities. Duplicate the table, including Proposed Expenditures, as needed.

## Strategy/Activity 1

### Students to be Served by this Strategy/Activity

(Identify either All Students or one or more specific student groups)

All Students

### Strategy/Activity

All incoming students will be placed in the most appropriate classes based upon transcripts and previous teacher recommendations.

**Proposed Expenditures for this Strategy/Activity**

List the amount(s) and funding source(s) for the proposed expenditures. Specify the funding source(s) using one or more of the following: LCFF, Federal (if Federal identify the Title and Part, as applicable), Other State, and/or Local.

Amount(s)

Source(s)

0

**Annual Review**

**SPSA Year Reviewed: 2019-20**

Respond to the following prompts relative to this goal. If the school is in the first year of implementing the goal, an analysis is not required and this section may be deleted.

**ANALYSIS**

Describe the overall implementation of the strategies/activities and the overall effectiveness of the strategies/activities to achieve the articulated goal.

The overall implementation of this strategy was successful and the effectiveness has been clear as many students have benefited from the additional supports.

Briefly describe any major differences between the intended implementation and/or the budgeted expenditures to implement the strategies/activities to meet the articulated goal.

No major differences between intended implementation and budgeted expenditures were identified.

Describe any changes that will be made to this goal, the annual outcomes, metrics, or strategies/activities to achieve this goal as a result of this analysis. Identify where those changes can be found in the SPSA.

This strategy will be continued and improved to ensure that we are serving students. Additional metrics and specific data analysis will be developed to obtain a clearer understanding of the results of this plan. These changes will be articulated throughout the SPSA.

# Goals, Strategies, & Proposed Expenditures

Complete a copy of the following table for each of the school's goals. Duplicate the table as needed.

## Goal Subject

## LEA/LCAP Goal

## Goal 5

## Identified Need

## Annual Measurable Outcomes

Metric/Indicator	Baseline/Actual Outcome	Expected Outcome
------------------	-------------------------	------------------

Complete a copy of the Strategy/Activity table for each of the school's strategies/activities. Duplicate the table, including Proposed Expenditures, as needed.

### Strategy/Activity 1

#### Students to be Served by this Strategy/Activity

(Identify either All Students or one or more specific student groups)

Strategy/Activity

#### Proposed Expenditures for this Strategy/Activity

List the amount(s) and funding source(s) for the proposed expenditures. Specify the funding source(s) using one or more of the following: LCFF, Federal (if Federal identify the Title and Part, as applicable), Other State, and/or Local.

# Budget Summary

Complete the table below. Schools may include additional information. Adjust the table as needed. The Budget Summary is required for schools funded through the ConApp, and/or that receive funds from the LEA for Comprehensive Support and Improvement (CSI).

## Budget Summary

Description	Amount
Total Funds Provided to the School Through the Consolidated Application	\$
Total Federal Funds Provided to the School from the LEA for CSI	\$
Total Funds Budgeted for Strategies to Meet the Goals in the SPSA	\$30,276.79

## Other Federal, State, and Local Funds

List the additional Federal programs that the school is including in the schoolwide program. Adjust the table as needed. If the school is not operating a Title I schoolwide program this section is not applicable and may be deleted.

Federal Programs	Allocation (\$)
------------------	-----------------

Subtotal of additional federal funds included for this school: \$

List the State and local programs that the school is including in the schoolwide program. Duplicate the table as needed.

State or Local Programs	Allocation (\$)
	\$0.00
District Funded	\$2,376.79
Local Categorical	\$7,000.00
None Specified	\$19,400.00
Unrestricted	\$1,500.00

Subtotal of state or local funds included for this school: \$30,276.79

Total of federal, state, and/or local funds for this school: \$30,276.79

# Budgeted Funds and Expenditures in this Plan

The tables below are provided to help the school track expenditures as they relate to funds budgeted to the school.

## Funds Budgeted to the School by Funding Source

Funding Source	Amount	Balance
----------------	--------	---------

## Expenditures by Funding Source

Funding Source	Amount
	0.00
District Funded	2,376.79
Local Categorical	7,000.00
None Specified	19,400.00
Unrestricted	1,500.00

## Expenditures by Budget Reference

Budget Reference	Amount
0001-0999: Unrestricted: Locally Defined	1,000.00
5000-5999: Services And Other Operating Expenditures	9,376.79
5800: Professional/Consulting Services And Operating Expenditures	1,500.00
None Specified	18,400.00

## Expenditures by Budget Reference and Funding Source

Budget Reference	Funding Source	Amount
		0.00
5000-5999: Services And Other Operating Expenditures	District Funded	2,376.79
5000-5999: Services And Other Operating Expenditures	Local Categorical	7,000.00
0001-0999: Unrestricted: Locally Defined	None Specified	1,000.00
None Specified	None Specified	18,400.00



5800: Professional/Consulting  
Services And Operating Expenditures

Unrestricted

1,500.00

## Expenditures by Goal

Goal Number	Total Expenditures
Goal 1	27,500.00
Goal 2	1,276.79
Goal 3	1,500.00
Goal 4	0.00

# School Site Council Membership

California Education Code describes the required composition of the School Site Council (SSC). The SSC shall be composed of the principal and representatives of: teachers selected by teachers at the school; other school personnel selected by other school personnel at the school; parents of pupils attending the school selected by such parents; and, in secondary schools, pupils selected by pupils attending the school. The current make-up of the SSC is as follows:

- 1 School Principal
- 1 Classroom Teachers
- 2 Other School Staff
- 2 Parent or Community Members
- 1 Secondary Students

Name of Members	Role
Brice Scott	Principal
Maria Steele	Parent or Community Member
Jan Steele	Other School Staff
Patricia Holdridge	Classroom Teacher
Tara Zuelke	Parent or Community Member
Deyonisha Arnold	Other School Staff
Aaron Steele	Secondary Student

At elementary schools, the school site council must be constituted to ensure parity between (a) the principal, classroom teachers, and other school personnel, and (b) parents of students attending the school or other community members. Classroom teachers must comprise a majority of persons represented under section (a). At secondary schools there must be, in addition, equal numbers of parents or other community members selected by parents, and students. Members must be selected by their peer group.

# Recommendations and Assurances

The School Site Council (SSC) recommends this school plan and proposed expenditures to the district governing board for approval and assures the board of the following:

The SSC is correctly constituted and was formed in accordance with district governing board policy and state law.

The SSC reviewed its responsibilities under state law and district governing board policies, including those board policies relating to material changes in the School Plan for Student Achievement (SPSA) requiring board approval.

The SSC sought and considered all recommendations from the following groups or committees before adopting this plan:

**Signature**



**Committee or Advisory Group Name**

The SSC reviewed the content requirements for school plans of programs included in this SPSA and believes all such content requirements have been met, including those found in district governing board policies and in the local educational agency plan.

This SPSA is based on a thorough analysis of student academic performance. The actions proposed herein form a sound, comprehensive, coordinated plan to reach stated school goals to improve student academic performance.

This SPSA was adopted by the SSC at a public meeting on 12/01/2020.

Attested:

  
Dr. Brice Scott (Dec 2, 2020 05:50 PST)  
  
Maria Steele (Dec 1, 2020 18:34 PST)

Principal, Dr. Brice Scott on 12/01/2020

SSC Chairperson, Maria Steele on 12/01/2020

# Instructions

The School Plan for Student Achievement (SPSA) is a strategic plan that maximizes the resources available to the school while minimizing duplication of effort with the ultimate goal of increasing student achievement. SPSA development should be aligned with and inform the Local Control and Accountability Plan process.

The SPSA consolidates all school-level planning efforts into one plan for programs funded through the consolidated application (ConApp), and for federal school improvement programs, including schoolwide programs, Comprehensive Support and Improvement (CSI), Targeted Support and Improvement (TSI), and Additional Targeted Support and Improvement (ATSI), pursuant to California Education Code (EC) Section 64001 and the Elementary and Secondary Education Act as amended by the Every Student Succeeds Act (ESSA). This template is designed to meet schoolwide program planning requirements. It also notes how to meet CSI, TSI, or ATSI requirements, as applicable.

California's ESSA State Plan supports the state's approach to improving student group performance through the utilization of federal resources. Schools use the SPSA to document their approach to maximizing the impact of federal investments in support of underserved students. The implementation of ESSA in California presents an opportunity for schools to innovate with their federally-funded programs and align them with the priority goals of the school and the LEA that are being realized under the state's Local Control Funding Formula (LCFF).

The LCFF provides schools and LEAs flexibility to design programs and provide services that meet the needs of students in order to achieve readiness for college, career, and lifelong learning. The SPSA planning process supports continuous cycles of action, reflection, and improvement. Consistent with EC 65001, the Schoolsite Council (SSC) is required to develop and annually review the SPSA, establish an annual budget, and make modifications to the plan that reflect changing needs and priorities, as applicable.

For questions related to specific sections of the template, please see instructions below:

## Instructions: Linked Table of Contents

**The SPSA template meets the requirements of schoolwide planning (SWP). Each section also contains a notation of how to meet CSI, TSI, or ATSI requirements.**

[Stakeholder Involvement](#)

[Goals, Strategies, & Proposed Expenditures](#)

[Planned Strategies/Activities](#)

[Annual Review and Update](#)

[Budget Summary](#)

[Appendix A: Plan Requirements for Title I Schoolwide Programs](#)

[Appendix B: Plan Requirements for Schools to Meet Federal School Improvement Planning Requirements](#)

[Appendix C: Select State and Federal Programs](#)

For additional questions or technical assistance related to LEA and school planning, please contact the Local Agency Systems Support Office, at [LCFF@cde.ca.gov](mailto:LCFF@cde.ca.gov).

For programmatic or policy questions regarding Title I schoolwide planning, please contact the local educational agency, or the CDE's Title I Policy and Program Guidance Office at [TITLEI@cde.ca.gov](mailto:TITLEI@cde.ca.gov).

For questions or technical assistance related to meeting federal school improvement planning requirements (for CSI, TSI, and ATSI), please contact the CDE's School Improvement and Support Office at [SISO@cde.ca.gov](mailto:SISO@cde.ca.gov).

## **Purpose and Description**

Schools identified for Comprehensive Support and Improvement (CSI), Targeted Support and Improvement (TSI), or Additional Targeted Support and Improvement (ATSI) must respond to the following prompts. A school that has not been identified for CSI, TSI, or ATSI may delete the Purpose and Description prompts.

### **Purpose**

Briefly describe the purpose of this plan by selecting from Schoolwide Program, Comprehensive Support and Improvement, Targeted Support and Improvement, or Additional Targeted Support and Improvement)

### **Description**

Briefly describe the school's plan for effectively meeting ESSA requirements in alignment with the Local Control and Accountability Plan and other federal, state, and local programs.

## **Stakeholder Involvement**

Meaningful involvement of parents, students, and other stakeholders is critical to the development of the SPSA and the budget process. Schools must share the SPSA with school site-level advisory groups, as applicable (e.g., English Learner Advisory committee, student advisory groups, tribes and tribal organizations present in the community, as appropriate, etc.) and seek input from these advisory groups in the development of the SPSA.

The Stakeholder Engagement process is an ongoing, annual process. Describe the process used to involve advisory committees, parents, students, school faculty and staff, and the community in the development of the SPSA and the annual review and update.

*[This section meets the requirements for TSI and ATSI.]*

*[When completing this section for CSI, the LEA shall partner with the school in the development and implementation of this plan.]*

## **Resource Inequities**

Schools eligible for CSI or ATSI must identify resource inequities, which may include a review of LEA- and school-level budgeting as a part of the required needs assessment. Identified resource inequities must be addressed through implementation of the CSI or ATSI plan. Briefly identify and describe any resource inequities identified as a result of the required needs assessment and summarize how the identified resource inequities are addressed in the SPSA.

*[This section meets the requirements for CSI and ATSI. If the school is not identified for CSI or ATSI this section is not applicable and may be deleted.]*

# Goals, Strategies, Expenditures, & Annual Review

In this section a school provides a description of the annual goals to be achieved by the school. This section also includes descriptions of the specific planned strategies/activities a school will take to meet the identified goals, and a description of the expenditures required to implement the specific strategies and activities.

## Goal

State the goal. A goal is a broad statement that describes the desired result to which all strategies/activities are directed. A goal answers the question: What is the school seeking to achieve?

It can be helpful to use a framework for writing goals such as the S.M.A.R.T. approach. A S.M.A.R.T. goal is one that is **Specific, Measurable, Achievable, Realistic, and Time-bound**. A level of specificity is needed in order to measure performance relative to the goal as well as to assess whether it is reasonably achievable. Including time constraints, such as milestone dates, ensures a realistic approach that supports student success.

A school may number the goals using the “Goal #” for ease of reference.

*[When completing this section for CSI, TSI, and ATSI, improvement goals shall align to the goals, actions, and services in the LEA LCAP.]*

## Identified Need

Describe the basis for establishing the goal. The goal should be based upon an analysis of verifiable state data, including local and state indicator data from the California School Dashboard (Dashboard) and data from the School Accountability Report Card, including local data voluntarily collected by districts to measure pupil achievement.

*[Completing this section fully addresses all relevant federal planning requirements]*

## Annual Measurable Outcomes

Identify the metric(s) and/or state indicator(s) that the school will use as a means of evaluating progress toward accomplishing the goal. A school may identify metrics for specific student groups. Include in the baseline column the most recent data associated with the metric or indicator available at the time of adoption of the SPSA. The most recent data associated with a metric or indicator includes data reported in the annual update of the SPSA. In the subsequent Expected Outcome column, identify the progress the school intends to make in the coming year.

*[When completing this section for CSI the school must include school-level metrics related to the metrics that led to the school's identification.]*

*[When completing this section for TSI/ATSI the school must include metrics related to the specific student group(s) that led to the school's identification.]*

## Strategies/Activities

Describe the strategies and activities being provided to meet the described goal. A school may number the strategy/activity using the “Strategy/Activity #” for ease of reference.

Planned strategies/activities address the findings of the needs assessment consistent with state priorities and resource inequities, which may have been identified through a review of the local educational agency’s budgeting, its local control and accountability plan, and school-level budgeting, if applicable.

*[When completing this section for CSI, TSI, and ATSI, this plan shall include evidence-based interventions and align to the goals, actions, and services in the LEA LCAP.]*

*[When completing this section for CSI and ATSI, this plan shall address through implementation, identified resource inequities, which may have been identified through a review of LEA- and school-level budgeting.]*

## **Students to be Served by this Strategy/Activity**

Indicate in this box which students will benefit from the strategies/activities by indicating “All Students” or listing one or more specific student group(s) to be served.

*[This section meets the requirements for CSI.]*

*[When completing this section for TSI and ATSI, at a minimum, the student groups to be served shall include the student groups that are consistently underperforming, for which the school received the TSI or ATSI designation. For TSI, a school may focus on all students or the student group(s) that led to identification based on the evidence-based interventions selected.]*

## **Proposed Expenditures for this Strategy/Activity**

For each strategy/activity, list the amount(s) and funding source(s) for the proposed expenditures for the school year to implement these strategies/activities. Specify the funding source(s) using one or more of the following: LCFF, Federal (if Federal, identify the Title and Part, as applicable), Other State, and/or Local.

Proposed expenditures that are included more than once in a SPSA should be indicated as a duplicated expenditure and include a reference to the goal and strategy/activity where the expenditure first appears in the SPSA. Pursuant to Education Code, Section 64001(g)(3)(C), proposed expenditures, based on the projected resource allocation from the governing board or governing body of the LEA, to address the findings of the needs assessment consistent with the state priorities including identifying resource inequities which may include a review of the LEA’s budgeting, its LCAP, and school-level budgeting, if applicable.

*[This section meets the requirements for CSI, TSI, and ATSI.]*

*[NOTE: Federal funds for CSI shall not be used in schools identified for TSI or ATSI. In addition, funds for CSI shall not be used to hire additional permanent staff.]*

## **Annual Review**

In the following Analysis prompts, identify any material differences between what was planned and what actually occurred as well as significant changes in strategies/activities and/ or expenditures from the prior year. This annual review and analysis should be the basis for decision-making and updates to the plan.

## Analysis

Using actual outcome data, including state indicator data from the Dashboard, analyze whether the planned strategies/activities were effective in achieving the goal. Respond to the prompts as instructed. Respond to the following prompts relative to this goal. If the school is in the first year of implementing the goal the Annual Review section is not required and this section may be deleted.

- Describe the overall implementation of the strategies/activities and the overall effectiveness of the strategies/activities to achieve the articulated goal.
- Briefly describe any major differences between either/or the intended implementation or the budgeted expenditures to implement the strategies/activities to meet the articulated goal.
- Describe any changes that will be made to the goal, expected annual measurable outcomes, metrics/indicators, or strategies/activities to achieve this goal as a result of this analysis and analysis of the data provided in the Dashboard, as applicable. Identify where those changes can be found in the SPSA.

*[When completing this section for CSI, TSI, or ATSI, any changes made to the goals, annual measurable outcomes, metrics/indicators, or strategies/activities, shall meet the CSI, TSI, or ATSI planning requirements. CSI, TSI, and ATSI planning requirements are listed under each section of the Instructions. For example, as a result of the Annual Review and Update, if changes are made to a goal(s), see the Goal section for CSI, TSI, and ATSI planning requirements.]*

## Budget Summary

In this section a school provides a brief summary of the funding allocated to the school through the ConApp and/or other funding sources as well as the total amount of funds for proposed expenditures described in the SPSA. The Budget Summary is required for schools funded through the ConApp and that receive federal funds for CSI. If the school is not operating a Title I schoolwide program this section is not applicable and may be deleted.

*From its total allocation for CSI, the LEA may distribute funds across its schools that meet the criteria for CSI to support implementation of this plan. In addition, the LEA may retain a portion of its total allocation to support LEA-level expenditures that are directly related to serving schools eligible for CSI.*

## Budget Summary

A school receiving funds allocated through the ConApp should complete the Budget Summary as follows:

- **Total Funds Provided to the School Through the Consolidated Application:** This amount is the total amount of funding provided to the school through the ConApp for the school year. The school year means the fiscal year for which a SPSA is adopted or updated.
- **Total Funds Budgeted for Strategies to Meet the Goals in the SPSA:** This amount is the total of the proposed expenditures from all sources of funds associated with the strategies/activities reflected in the SPSA. To the extent strategies/activities and/or proposed expenditures are listed in the SPSA under more than one goal, the expenditures should be counted only once.

A school receiving federal funds for CSI should complete the Budget Summary as follows:



- **Total Federal Funds Provided to the School from the LEA for CSI:** This amount is the total amount of funding provided to the school from the LEA.

*[NOTE: Federal funds for CSI shall not be used in schools eligible for TSI or ATSI. In addition, funds for CSI shall not be used to hire additional permanent staff.]*

# Appendix A: Plan Requirements

## Schoolwide Program Requirements

This School Plan for Student Achievement (SPSA) template meets the requirements of a schoolwide program plan. The requirements below are for planning reference.

A school that operates a schoolwide program and receives funds allocated through the ConApp is required to develop a SPSA. The SPSA, including proposed expenditures of funds allocated to the school through the ConApp, must be reviewed annually and updated by the SSC. The content of a SPSA must be aligned with school goals for improving student achievement.

### Requirements for Development of the Plan

- I. The development of the SPSA shall include both of the following actions:
  - A. Administration of a comprehensive needs assessment that forms the basis of the school's goals contained in the SPSA.
    1. The comprehensive needs assessment of the entire school shall:
      - a. Include an analysis of verifiable state data, consistent with all state priorities as noted in Sections 52060 and 52066, and informed by all indicators described in Section 1111(c)(4)(B) of the federal Every Student Succeeds Act, including pupil performance against state-determined long-term goals. The school may include data voluntarily developed by districts to measure pupil outcomes (described in the Identified Need); and
      - b. Be based on academic achievement information about all students in the school, including all groups under §200.13(b)(7) and migratory children as defined in section 1309(2) of the ESEA, relative to the State's academic standards under §200.1 to—
        - i. Help the school understand the subjects and skills for which teaching and learning need to be improved; and
        - ii. Identify the specific academic needs of students and groups of students who are not yet achieving the State's academic standards; and
        - iii. Assess the needs of the school relative to each of the components of the schoolwide program under §200.28.
        - iv. Develop the comprehensive needs assessment with the participation of individuals who will carry out the schoolwide program plan.
        - v. Document how it conducted the needs assessment, the results it obtained, and the conclusions it drew from those results.
  - B. Identification of the process for evaluating and monitoring the implementation of the SPSA and progress towards accomplishing the goals set forth in the SPSA (described in the Expected Annual Measurable Outcomes and Annual Review and Update).

### Requirements for the Plan

- II. The SPSA shall include the following:
  - A. Goals set to improve pupil outcomes, including addressing the needs of student groups as identified through the needs assessment.

- B. Evidence-based strategies, actions, or services (described in Strategies and Activities)
1. A description of the strategies that the school will be implementing to address school needs, including a description of how such strategies will--
    - a. provide opportunities for all children including each of the subgroups of students to meet the challenging state academic standards
    - b. use methods and instructional strategies that:
      - i. strengthen the academic program in the school,
      - ii. increase the amount and quality of learning time, and
      - iii. provide an enriched and accelerated curriculum, which may include programs, activities, and courses necessary to provide a well-rounded education.
    - c. Address the needs of all children in the school, but particularly the needs of those at risk of not meeting the challenging State academic standards, so that all students demonstrate at least proficiency on the State's academic standards through activities which may include:
      - i. strategies to improve students' skills outside the academic subject areas;
      - ii. preparation for and awareness of opportunities for postsecondary education and the workforce;
      - iii. implementation of a schoolwide tiered model to prevent and address problem behavior;
      - iv. professional development and other activities for teachers, paraprofessionals, and other school personnel to improve instruction and use of data; and
      - v. strategies for assisting preschool children in the transition from early childhood education programs to local elementary school programs.
- C. Proposed expenditures, based on the projected resource allocation from the governing board or body of the local educational agency (may include funds allocated via the ConApp, federal funds for CSI, any other state or local funds allocated to the school), to address the findings of the needs assessment consistent with the state priorities, including identifying resource inequities, which may include a review of the LEAs budgeting, it's LCAP, and school-level budgeting, if applicable (described in Proposed Expenditures and Budget Summary). Employees of the schoolwide program may be deemed funded by a single cost objective.
- D. A description of how the school will determine if school needs have been met (described in the Expected Annual Measurable Outcomes and the Annual Review and Update).
1. Annually evaluate the implementation of, and results achieved by, the schoolwide program, using data from the State's annual assessments and other indicators of academic achievement;
  2. Determine whether the schoolwide program has been effective in increasing the achievement of students in meeting the State's academic standards, particularly for those students who had been furthest from achieving the standards; and
  3. Revise the plan, as necessary, based on the results of the evaluation, to ensure continuous improvement of students in the schoolwide program.

- E. A description of how the school will ensure parental involvement in the planning, review, and improvement of the schoolwide program plan (described in Stakeholder Involvement and/or Strategies/Activities).
- F. A description of the activities the school will include to ensure that students who experience difficulty attaining proficient or advanced levels of academic achievement standards will be provided with effective, timely additional support, including measures to
  - 1. Ensure that those students' difficulties are identified on a timely basis; and
  - 2. Provide sufficient information on which to base effective assistance to those students.
- G. For an elementary school, a description of how the school will assist preschool students in the successful transition from early childhood programs to the school.
- H. A description of how the school will use resources to carry out these components (described in the Proposed Expenditures for Strategies/Activities).
- I. A description of any other activities and objectives as established by the SSC (described in the Strategies/Activities).

Authority Cited: S Title 34 of the Code of Federal Regulations (34 CFR), sections 200.25-26, and 200.29, and sections-1114(b)(7)(A)(i)-(iii) and 1118(b) of the ESEA. EC sections 6400 et. seq.

# Appendix B:

## Plan Requirements for School to Meet Federal School Improvement Planning Requirements

For questions or technical assistance related to meeting Federal School Improvement Planning Requirements, please contact the CDE's School Improvement and Support Office at [SISO@cde.ca.gov](mailto:SISO@cde.ca.gov).

### Comprehensive Support and Improvement

The LEA shall partner with stakeholders (including principals and other school leaders, teachers, and parents) to locally develop and implement the CSI plan for the school to improve student outcomes, and specifically address the metrics that led to eligibility for CSI (Stakeholder Involvement).

The CSI plan shall:

1. Be informed by all state indicators, including student performance against state-determined long-term goals (Goal, Identified Need, Expected Annual Measurable Outcomes, Annual Review and Update, as applicable);
2. Include evidence-based interventions (Strategies/Activities, Annual Review and Update, as applicable) (For resources related to evidence-based interventions, see the U.S. Department of Education's "Using Evidence to Strengthen Education Investments" at <https://www2.ed.gov/policy/elsec/leg/essa/guidanceuseseseinvestment.pdf>);
3. Be based on a school-level needs assessment (Goal, Identified Need, Expected Annual Measurable Outcomes, Annual Review and Update, as applicable); and
4. Identify resource inequities, which may include a review of LEA- and school-level budgeting, to be addressed through implementation of the CSI plan (Goal, Identified Need, Expected Annual Measurable Outcomes, Planned Strategies/Activities; and Annual Review and Update, as applicable).

Authority Cited: Sections 1003(e)(1)(A), 1003(i), 1111(c)(4)(B), and 1111(d)(1) of the ESSA.

### Targeted Support and Improvement

In partnership with stakeholders (including principals and other school leaders, teachers, and parents) the school shall develop and implement a school-level TSI plan to improve student outcomes for each subgroup of students that was the subject of identification (Stakeholder Involvement).

The TSI plan shall:

1. Be informed by all state indicators, including student performance against state-determined long-term goals (Goal, Identified Need, Expected Annual Measurable Outcomes, Annual Review and Update, as applicable); and
2. Include evidence-based interventions (Planned Strategies/Activities, Annual Review and Update, as applicable). (For resources related to evidence-based interventions, see the U.S. Department of Education's "Using Evidence to Strengthen Education Investments" <https://www2.ed.gov/policy/elsec/leg/essa/guidanceuseseseinvestment.pdf>.)

Authority Cited: Sections 1003(e)(1)(B), 1003(i), 1111(c)(4)(B) and 1111(d)(2) of the ESSA.

## **Additional Targeted Support and Improvement**

A school identified for ATSI shall:

1. Identify resource inequities, which may include a review of LEA- and school-level budgeting, which will be addressed through implementation of its TSI plan (Goal, Identified Need, Expected Annual Measurable Outcomes, Planned Strategies/Activities, and Annual Review and Update, as applicable).

Authority Cited: Sections 1003(e)(1)(B), 1003(i), 1111(c)(4)(B), and 1111(d)(2)(c) of the ESSA.

## **Single School Districts and Charter Schools Identified for School Improvement**

Single school districts (SSDs) or charter schools that are identified for CSI, TSI, or ATSI, shall develop a SPSA that addresses the applicable requirements above as a condition of receiving funds (EC Section 64001[a] as amended by Assembly Bill [AB] 716, effective January 1, 2019).

However, a SSD or a charter school may streamline the process by combining state and federal requirements into one document which may include the local control and accountability plan (LCAP) and all federal planning requirements, provided that the combined plan is able to demonstrate that the legal requirements for each of the plans is met (EC Section 52062[a] as amended by AB 716, effective January 1, 2019).

Planning requirements for single school districts and charter schools choosing to exercise this option are available in the LCAP Instructions.

Authority Cited: EC sections 52062(a) and 64001(a), both as amended by AB 716, effective January 1, 2019.

## Appendix C: Select State and Federal Programs

**For a list of active programs, please see the following links:**

Programs included on the Consolidated Application: <https://www.cde.ca.gov/fg/aa/co/>

ESSA Title I, Part A: School Improvement: <https://www.cde.ca.gov/sp/sw/t1/schoolsupport.asp>

Available Funding: <https://www.cde.ca.gov/fg/fo/af/>

Developed by the California Department of Education, January 2019